

COVID 19

SITUATION REPORT 2020

Issue No. 19

JUNE 8

EASTERN AFRICA STANDBY FORCE
Authored by: EASF Situation Room



SUMMARY AND ANALYSIS

The coronavirus (COVID-19) pandemic in the EASF region is spreading more rapidly with countries reporting 2,495 more cases. So far, a total of 19,075 cases have been recorded which indicates a 13.2% increase in infections since the last report. EASF region makes up 9.6% of the 193,610 total continents infections.

The most affected countries in the EASF Region are Sudan with 6,081 total cases, Djibouti (4,278) and Kenya (2,872). The Republic of Seychelles has no case of corona virus infection.

The region has so far recorded 591 COVID-19 related deaths with Sudan reporting the highest number of deaths at 359, Kenya 85 and Somalia 84. This represents 3.1% mortality rate of the total reported cases. The mortality rate remains low within the Member States.

The trend of recoveries in the region continues to be very positive at 6,217 recoveries Sudan has recorded the highest at 2,014, Somalia (2,013) and Kenya (849). This represents 32.6% recovery rate of all total infected people.

Regional Trends

Table 1: Infection Cases per EASF Member State

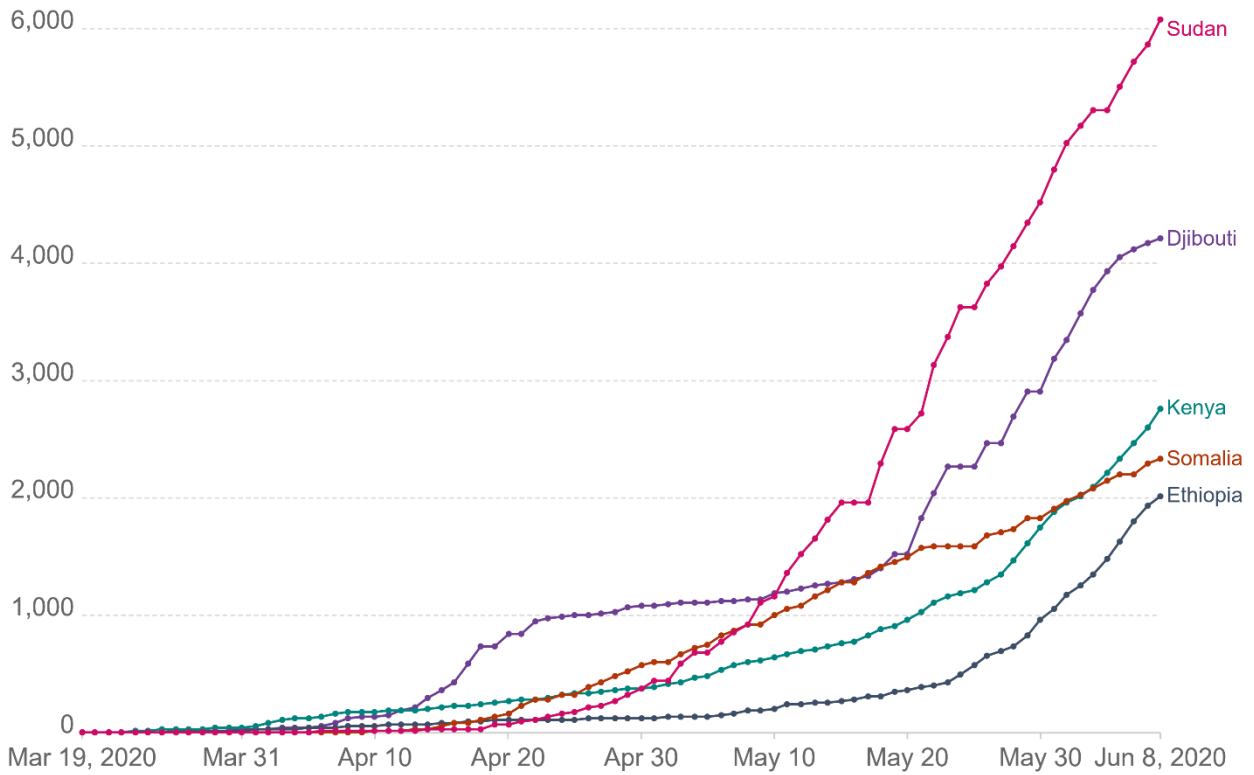
Country	Cases	New Cases	%incr.	Recoveries	Deaths
Burundi	83	20	31.7%	45	1
Comoros	141	9	6.81%	67	2
Djibouti	4,278	224	5.5%	2,013	31
Ethiopia	2,156	520	31.8%	361	27
Kenya	2,872	532	22.7%	849	85
Rwanda	439	42	10.6%	290	2
Seychelles	11	0	0%	5	0
Somalia	2,368	164	7.4%	470	84
Sudan	6,081	582	10.6%	2,014	359
Uganda	646	124	23.8%	103	0
TOTAL	19,075	2,217	13.2%	6,217	591

Trend line 1: Category 1 - Countries with more than 1000 cases

Total confirmed COVID-19 cases



The number of confirmed cases is lower than the number of total cases. The main reason for this is limited testing.

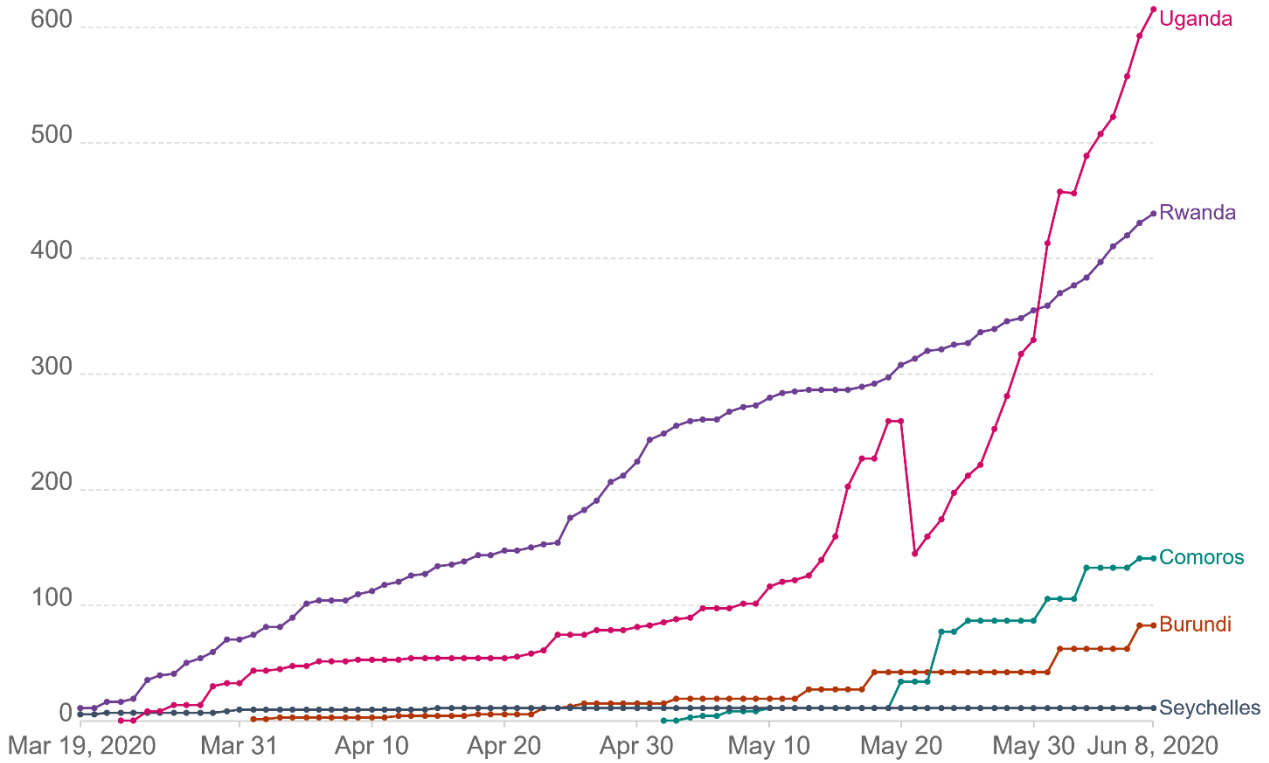


Source: European CDC – Situation Update Worldwide – Last updated 8th June, 13:00 (London time) OurWorldInData.org/coronavirus • CC BY

Trend line 2: Category 2 - Countries with less than 1000 cases

Total confirmed COVID-19 cases

The number of confirmed cases is lower than the number of total cases. The main reason for this is limited testing.



Source: European CDC – Situation Update Worldwide – Last updated 8th June, 13:00 (London time) OurWorldInData.org/coronavirus • CC BY

Global Trends

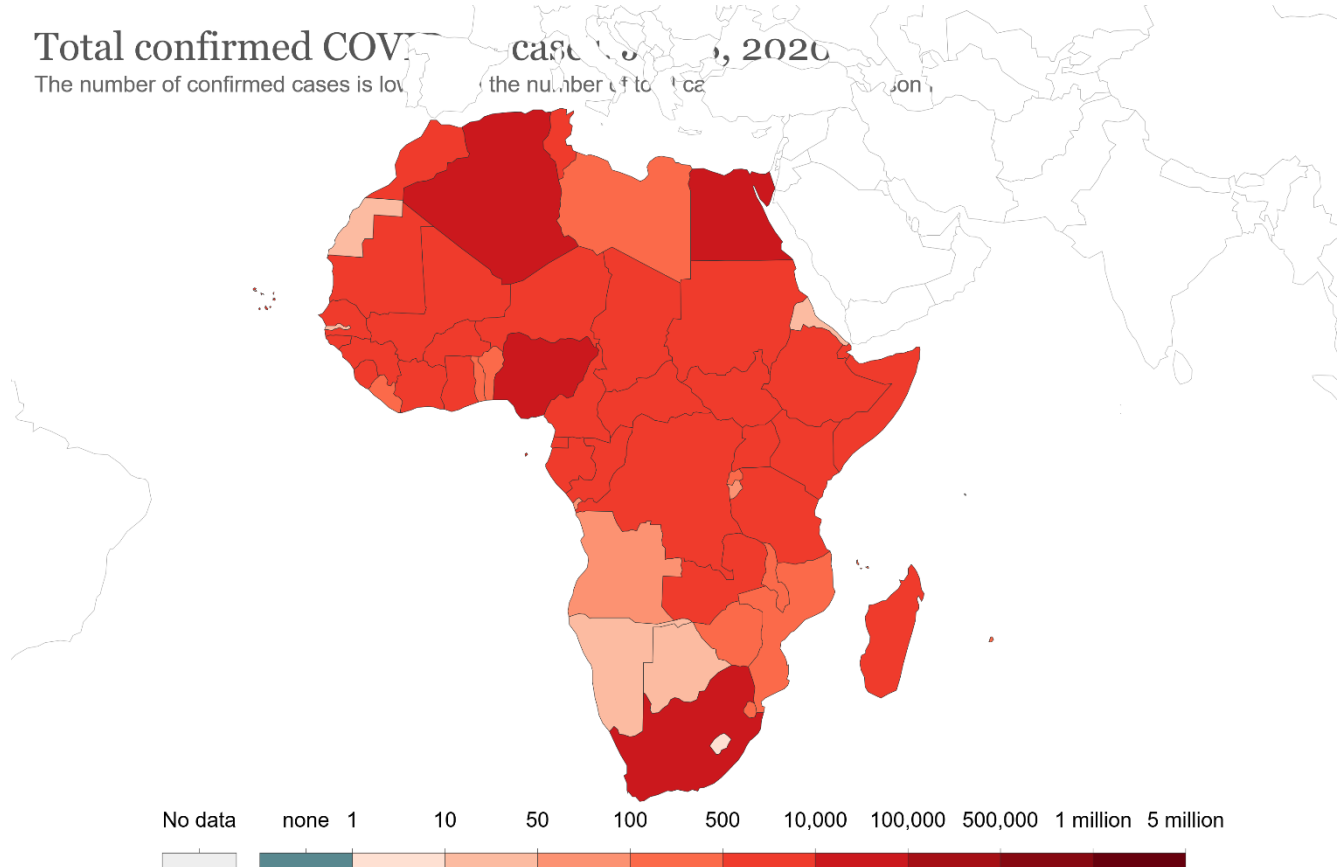
The coronavirus COVID-19 is affecting 210 countries and territories around the world and 2 international conveyances. There global trends indicate that there are currently **7,149,266** confirmed cases, **3,490,745** recoveries and **407,511** deaths from the COVID-19 Pandemic.

The top five countries that have recorded the highest number of cases globally include the United States with 2,014,658 cases, Brazil (694,116), Russia (476,658), Spain (288,797) and UK (287,399). The highest recovery rate has been reported in USA with 763,303 cases, UK (302,084), Brazil (230,688), Italy (169,600) and France (166,584). The countries that have recorded the highest death rates are USA (112,665), UK (40,597), Brazil (37,312), Italy (33,964) and UK (29,209).

Table 2: A breakdown of the Global Infection of COVID- 19

Description	Cases	%age incr. from 04/06
Currently Infected	7,149,266	8.1%
Mild Condition	3,197,231	7.4%
Serious or Critical	53,779	-0.9%
Recovered/Discharged	3,490,745	9.2%
Deaths	407,511	4.8%

Figure 1: Africa's Map of total confirmed COVID-19 cases

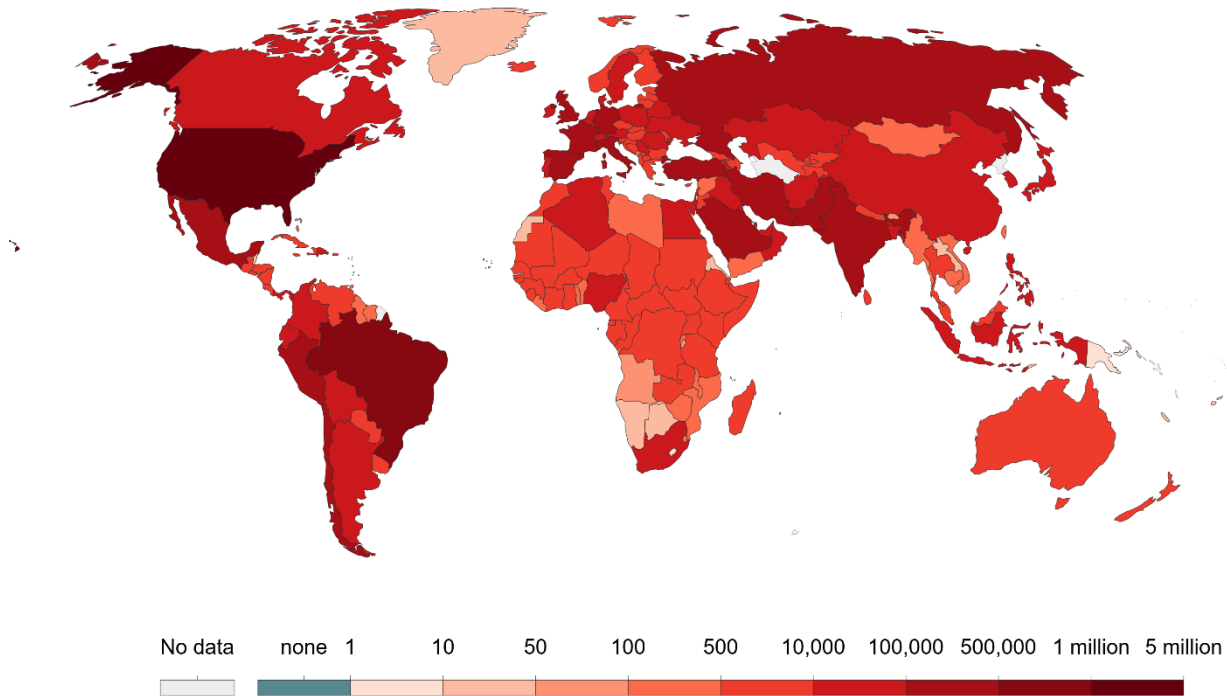


Source: European CDC – Situation Update Worldwide – Last updated 8th June, 13:00 (London time) OurWorldInData.org/coronavirus • CC BY

Figure 2: Global Map of total confirmed COVID-19 cases

Total confirmed COVID-19 cases, Jun 8, 2020

The number of confirmed cases is lower than the number of total cases. The main reason for this is limited testing.



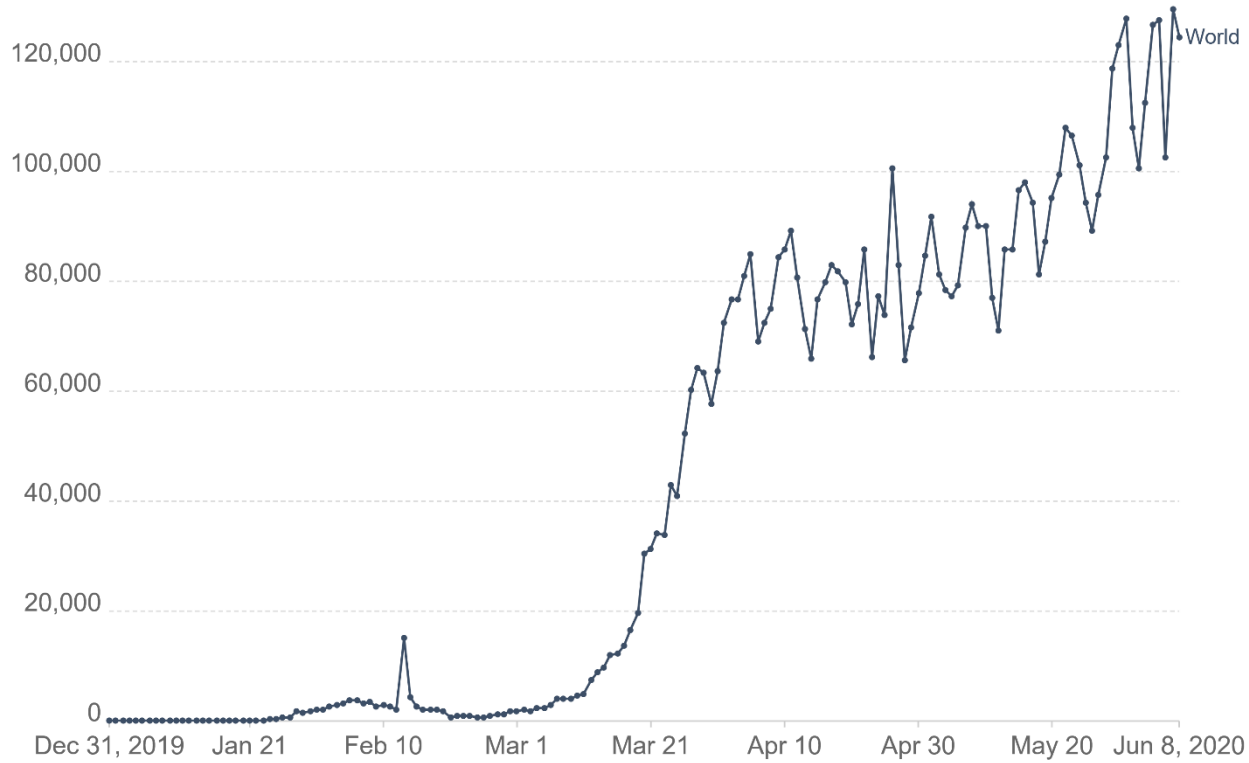
Source: European CDC – Situation Update Worldwide – Last updated 8th June, 13:00 (London time) [OurWorldInData.org/coronavirus](https://ourworldindata.org/coronavirus) • CC BY

Figure 3: Global Map of the daily new confirmed COVID-19 cases (are we flattening the curve?)

Daily confirmed COVID-19 cases



The number of confirmed cases is lower than the number of total cases. The main reason for this is limited testing.



Source: European CDC – Situation Update Worldwide – Last updated 8th June, 13:00 (London time) OurWorldInData.org/coronavirus • CC BY